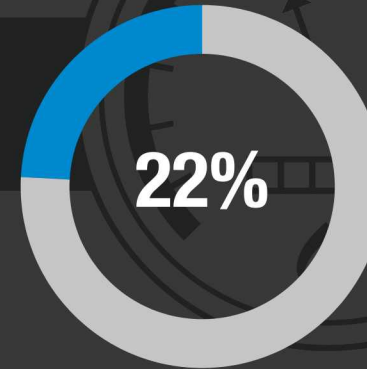
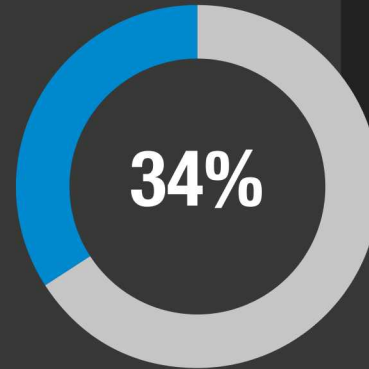
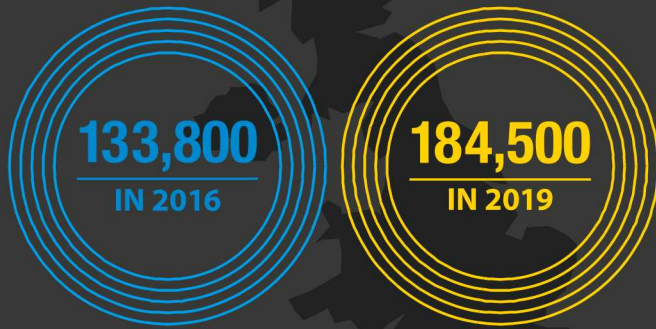


Total Employment

THE UK GAS UTILISATION INDUSTRY EMPLOYED...

% OF VACANCIES THAT ARE SKILLS SHORTAGES:



Gas Utilisation

UK

Business Register and Employment Survey, ONS & NISRA.

UK Employer Skills Survey, Department for Education. 2017 data

Top three occupational groups



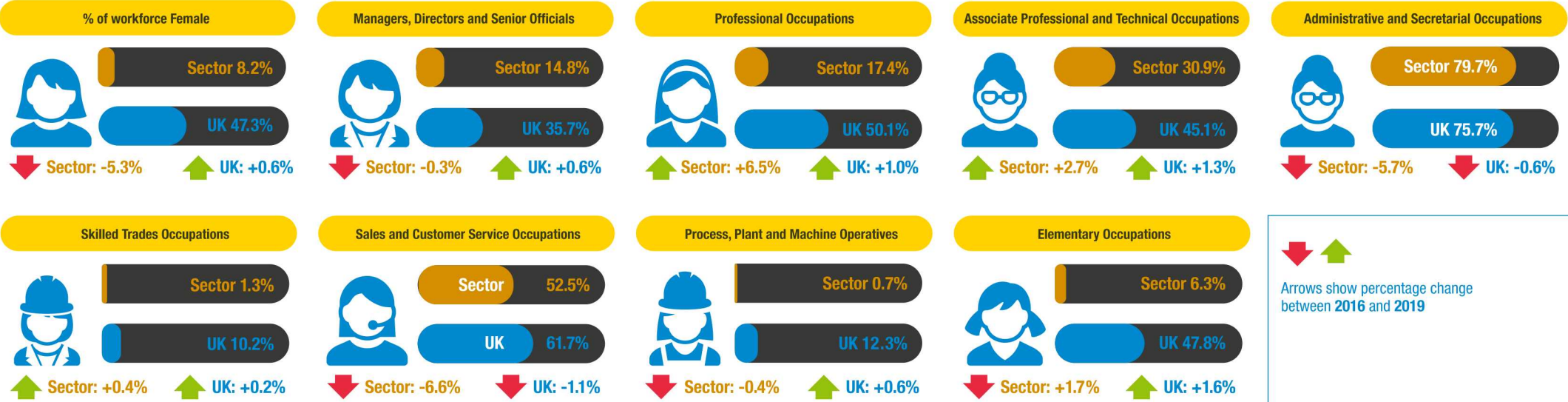
Forecast number of vacancies 2020-2029



Workforce Renewal and Skills Strategy: 2020-2025, Energy & Utility Skills.

Energy & Utility Skills estimate based on Labour Force Survey (ONS) 4-quarter average (January-December 2019).

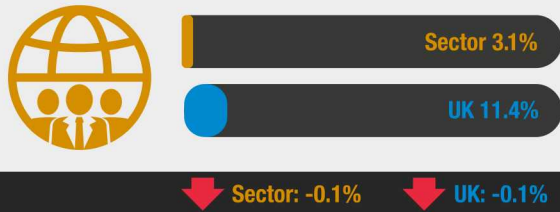
Percentage of Gas Utilisation Industry workforce - Female



Arrows show percentage change between 2016 and 2019

Annual Population Survey, January to December of each year, ONS (accessed through NOMIS)

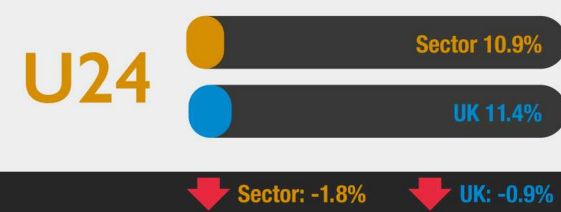
Percentage of Gas Utilisation Industry workforce - Ethnic minority



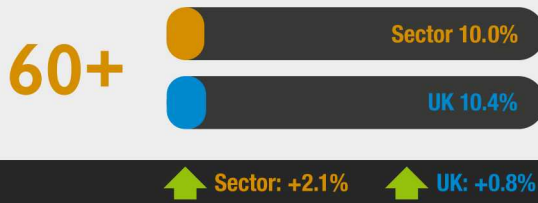
Percentage of Gas Utilisation Industry workforce - Disabled



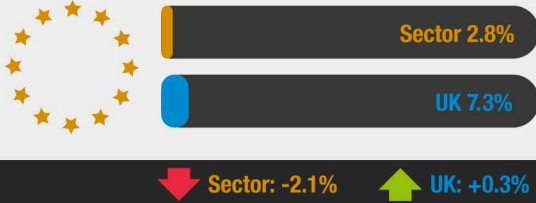
Percentage of Gas Utilisation Industry workforce - Aged 16-24



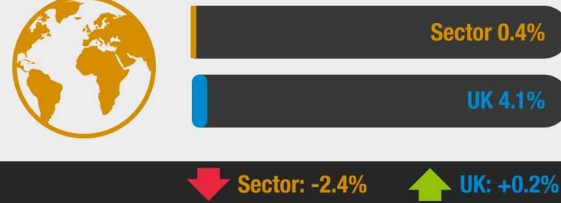
Percentage of Gas Utilisation Industry workforce - 60+



Percentage of Gas Utilisation Industry workforce - EU nationals



Percentage of Gas Utilisation Industry workforce - Non-EU nationals



Sector workforce = Energy & Utility Skills estimate based on Labour Force Survey (ONS) 4-quarter average (January-December 2019).

UK workforce = Annual Population Survey, January to December of each year, ONS (accessed through NOMIS).